

Canton Fire Department Statistics 2021

YTD Fire Property Loss
\$35,450.00

YTD Fire Property Saved
\$305,550.00

YTD % Property Saved
89.60

January

Febru...

March

April

Dispatch Processing

00:52



January

Fire Call Run Volume

83



January

Mutual Aid Fire


1



Plymouth Twp (Mutual Aid Given)

Dispatch to Enroute

01:58




January

Area of Fire Origin




Drive to Scene

05:38



January

Top 10 Incident Types



911 to On Scene

08:33



January

Canton Fire Department Statistics 2021

YTD Fire Property Loss
\$176,000.00

YTD Fire Property Saved
\$302,406.00

YTD % Property Saved
63.21

January


February

March

April

Dispatch Processing

01:00



February

Fire Call Run Volume


78



February

Mutual Aid Fire


1



Van Buren (Mutual Aid Given)

Dispatch to Enroute

02:10




February

Area of Fire Origin

Laundry area, wash house (laundry)	2
Vehicle area, other	1
Storage room, area, tank, or bin	1
Operator/passenger area of transportation...	1
Engine area, running gear, wheel area	1
Undetermined	1
Equipment or service area, other	1
Cooking area, kitchen	1
Chute/container - trash, rubbish, waste	1

Drive to Scene

05:42



February

Top 10 Incident Types

Dispatched & canceled en route	16
Alarm system activation, no fire - unintentional	5
Good intent call, other	4
Carbon monoxide incident	4
Fire, other	3
Building fire	3
Carbon monoxide detector activation, no CO	3
Smoke detector activation due to malfunction	3
Smoke scare, odor of smoke	3
Alarm system sounded due to malfunction	3
Electrical wiring/equipment problem, other	3

911 to On Scene

08:45



February

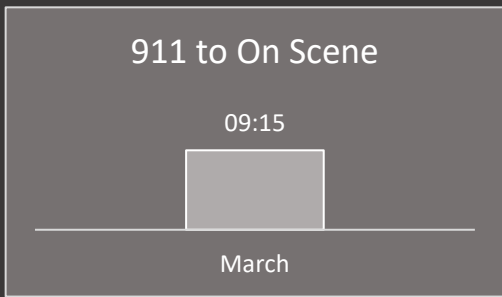
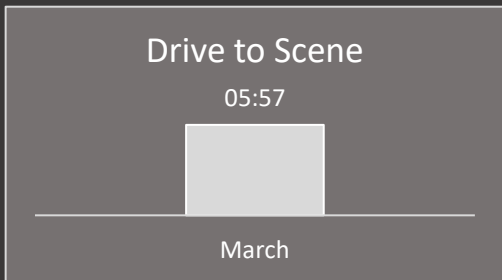
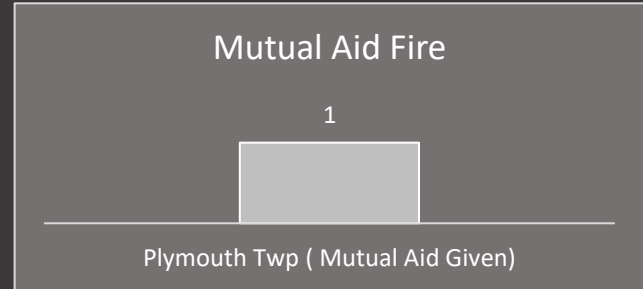
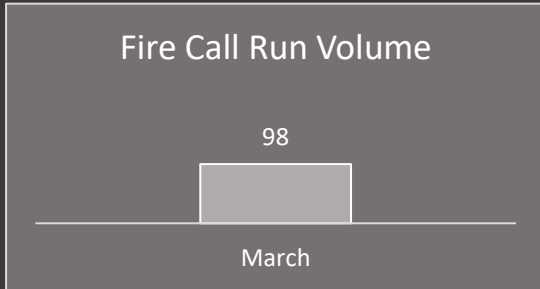
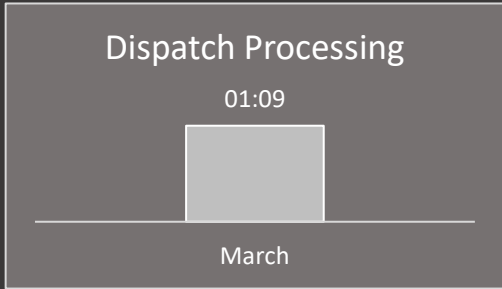
Canton Fire Department Statistics 2021

YTD Fire Property Loss
\$1,500.00

YTD Fire Property Saved
-\$1,500.00

YTD % Property Saved
#DIV/0!

- January
- Febru...
- March
- April



Canton Fire Department Statistics 2021

YTD Fire Property Loss
\$47,200.00

YTD Fire Property Saved
\$1,283,864.00

YTD % Property Saved
96.45

- January
- Febru...
- March
- April

